

IP Control Gateway

Features

- IP Control with built in 4 port data hub
- Third party integration with 485 motors via PoE and RS232
- 16 Bus power units per port (x4)
- Advanced control options for all motor types, RTS and Zigbee via its TLS encrypted link
- Can use wired 485 or wireless RTS keypads to control Zigbee shades or screens
- Built-in web browser based commissioning, multi-platform compatible (PC/MAC/Mobile)
- Single interface for 485 motor, keypad, and RTS Receiver programming
- Third party keypad integration
- 4 times the processing and bus architecture compared to other 485 gateways
- Innovative SI proprietary site files and templates to store and accelerate commissioning
- Exclusive assignable node ids for 485 motors saving time and money on third party controls

Power Input

PoE (AT/BT) - 48v DC

Power Consumption

5 Watts

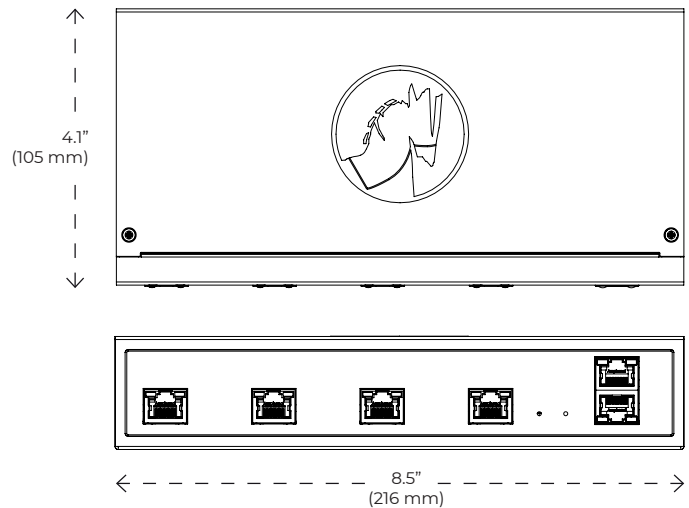
Max. Wiring Distance

for 485 – 200' per port (4 ports in total)

for Ethernet - 328' from the router using standard Cat5e cable

Material (Indoor use only)

Sheet metal plenum rated



TRO.Y Specifications

For illustration purposes only

Dimensions

8.5" L x 4.1" D x 1.69" H
 (216 mm x 105 mm x 43 mm)
 1RU/Half Rack compatible

Parts in the Box (#201559)

1 Troy unit, PoE Power Injector, Cat5e Patch Cable, 2 Universal Rack Ears, 1 Rack Mount Fascia, 10 Universal Mounting screws, 2 Din Rail Screws, 1 Long Rack Ear, 1.5 mm Hex Tool, 2 Universal Din Rail Brackets, 8 Terminal Blocks, 4 Rack Mount Screws
 Quick Start Guide

Works with

- | | |
|---------------------------|-----------------------------|
| • Nano Shades | • TaHoma |
| • Zen Shades | • Situo RTS remotes |
| • Solo Pro 2 Screen | • RTS Receiver (RTS to 485) |
| • Motorized 3 / 5 Screens | • Smoove keypads |
| • Decoflex keypads | • Telis remotes |
| • Janus | • Solo remote |
| • Fontus | • Connect |
| • Duocoup | • Jopplin enclosure kits |
| • LinkPro Z | |

Compliance Specifications

- CE Approved

Supported Protocols

TCP, UDP, TELNET Client, WEB Server, HTTP, UPNP, SDDP, Somfy Digital Network™ (SDN) & The Somfy Synergy™ API

Drivers

- Control4
- Crestron
- ELAN
- Josh via TRO.Y (C4 or Crestron driver)
- Lutron
- RTI (coming soon)
- Savant
- URC (coming soon)

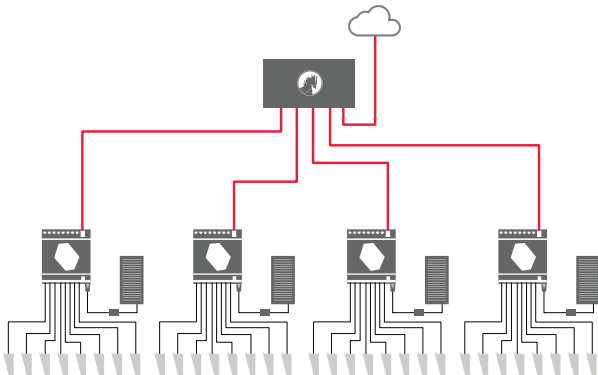
Programming Button

Hardware/Software factory reset / programming (password recovery)

Status LED

LED to indicate no power/ Reboot

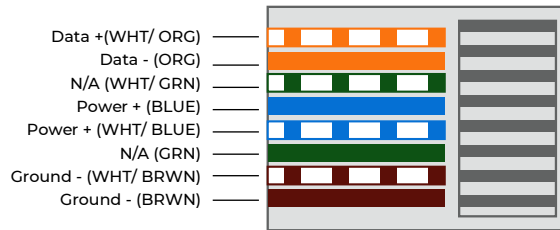
TRO.Y 32 shades example



Cable Pinouts

485 ports 1 through 4

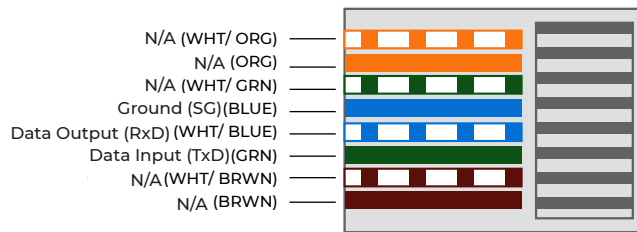
SDN (485) connection



Upto 200' max. CAT 5e or better

High speed control port

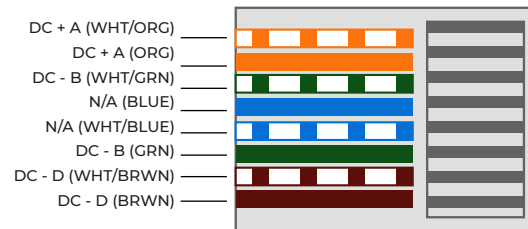
232 connection EIA-561 (DCE)



Upto 120' max. CAT 5e or better

PoE

802.3 connection



Upto 328' max. CAT 5e or better