

## 485 Bus Distribution

### Features

- Adds 5 device ports to the SDN bus line
- Wiring stub length up to 200 ft.
- Powered by the SDN bus line
- Includes bus segment status LEDs for:
  - Power
  - Communication
  - End of line notification
- Protects system components from miswire
- Uses RJ45 connectors

### Input

SDN Bus Power

### Power Consumption

1 SDN Power Unit, 10 mA

### Material (Indoor Use Only)

ABS (94 - V0 Fireproof)

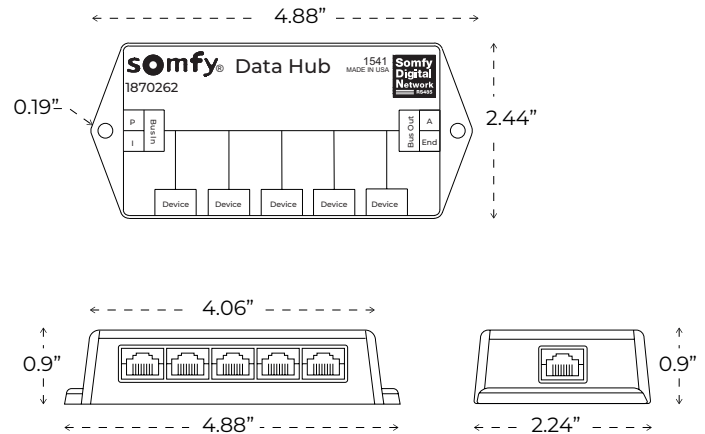
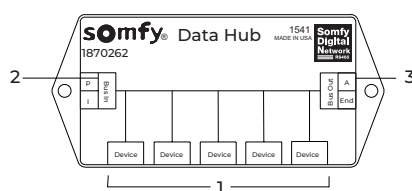
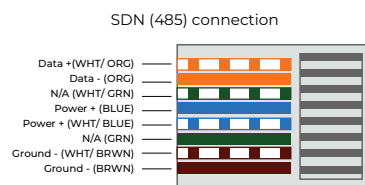
### Operating Temperature Range

Ambient Temperature

### Shipping Weight

1 lb

### Connections and Indicators



### Data Hub Specifications

*For illustration purposes only*

### Dimensions

4.88" L x 2.24" W x 0.90" H  
(124mm x 57 mm x 23 mm)

### Parts in the Box

#1870262  
Data Hub

### Works with

- Janus
- 485 - Decoflex
- RTS - SDN Gateway
- Si.Fi

Element	Function
1. Device Port	5 devices less than 200 ft. from the main bus line e (each port has 200 ft. wire length limitation)
2. SDN Bus Input	Input for bus signal s
3. SDN Bus Output	Output for bus signal s